

Read about Eduroam Printers at KI

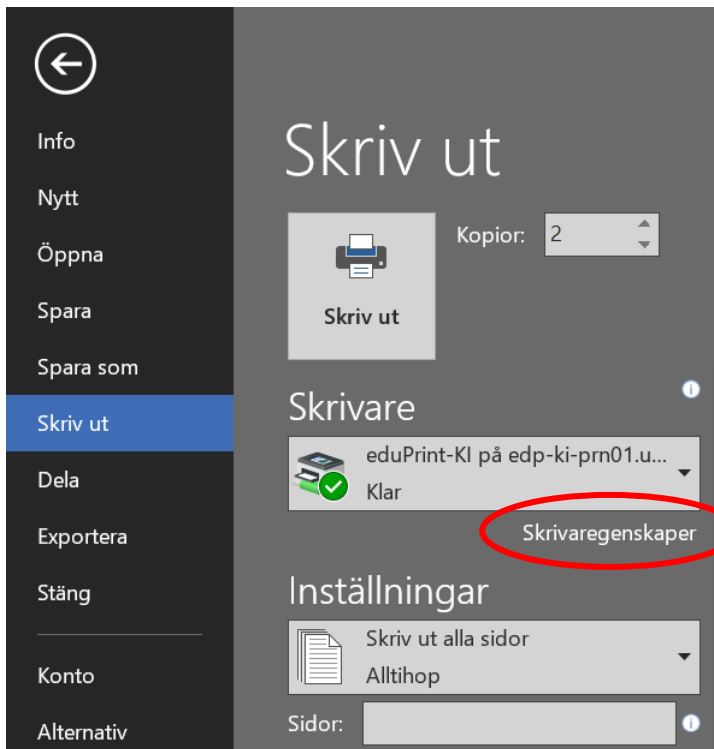
[Print, scan and copy for employees | Medarbetare \(ki.se\)](#)

To print at KI printers when connected to Eduroam

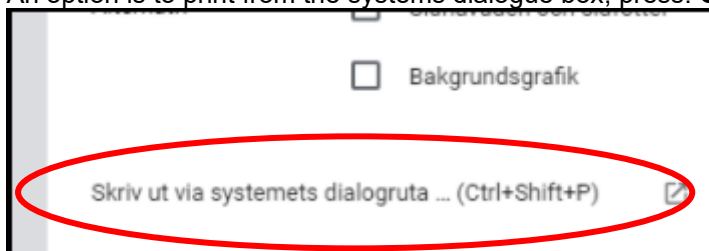
1. Send your document as attachment to one of the following addresses:
 - a. for black and white: print.black@ki.onricoh.se
 - b. for colour print.colour@ki.onricoh.se
2. You will receive e-mail that your job has been processed
3. At the printer, the document will appear as a processed job; just print it

Settings for colour printing with Edu-Print in BioClinicum

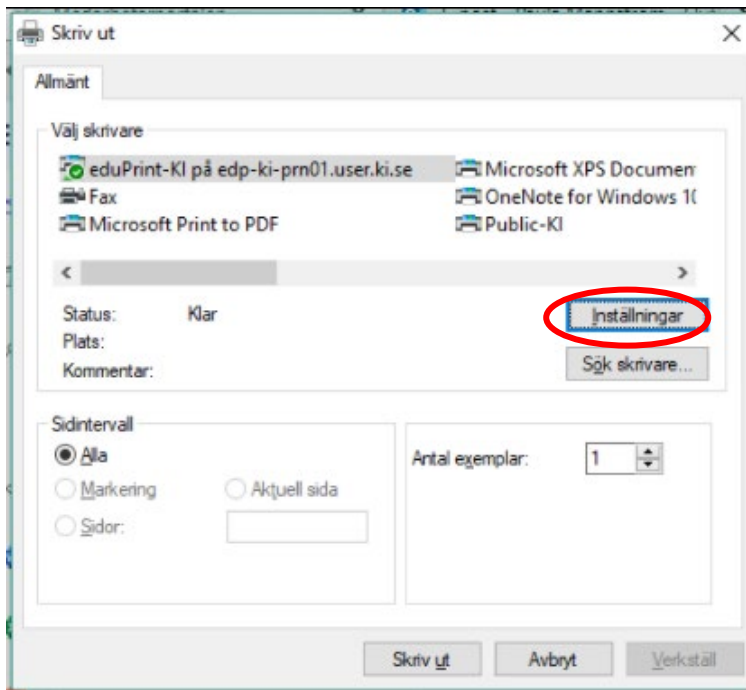
Choose the document, click "Print". Make sure you have Edu-Print chosen, click on **Properties**:



An option is to print from the systems dialogue box, press: **Ctrl+Shift+P**



A new page will open, choose: **Properties**



Here you can choose **Colour mode** (Default is Black and White)

